

ThermoSpas® Custom Stereo Packages

Package	Available On	Standard Unit	Deluxe Unit	Wired Remote	External Speakers	Internal Speakers	Sub Woofer
200i	Designer Spas Only	X				2	N/A
200e	Designer & Genesis Spas	X			2		N/A
202i	Designer Spas Only		X	X		2	OPT
202e	Designer & Genesis Spas		X	X	2		N/A
402c	Designer Spas Only		X	X	2	2	OPT

Internal speaker packages not available For any Genesis Series Spas and the Gemini Spa (Designer Series)

Standard Stereo Unit



- CD AM/FM
- Marine Grade
- 4 channels - 45 watts per channel
- RCA Output/Aux Input

Deluxe Stereo Unit with Wired Remote



- CD AM/FM
- Marine Grade Fully Waterproof
- 4 Channels – 50 watts per channel
- RCA Output/Aux Input
- 7 Channel weather band
- MP-3, CDR, CDRW capabilities
- Topside remote hardwired to spa (not hand-held)
- Controls on, off, volume, mute, Fader and source select (CD/AM-FM/weatherband/aux), Fast Forward, track select, reverse.
- Illuminated buttons

External Speakers



- Marine Grade 7" Coaxial
- 160 watts maximum capability
- Gold plated terminals
- Waterproof. Polypropylene woofer cone, Santoprene rubber surround, titanium dome tweeter
- Resistant to UV exposure and waterspray

Internal Speakers



- Marine Grade 2 1/2" designed for spa usage
- 45 watts
- Waterproof. Polypropylene cone and surround
- Resistant to UV exposure and waterspray

Subwoofer

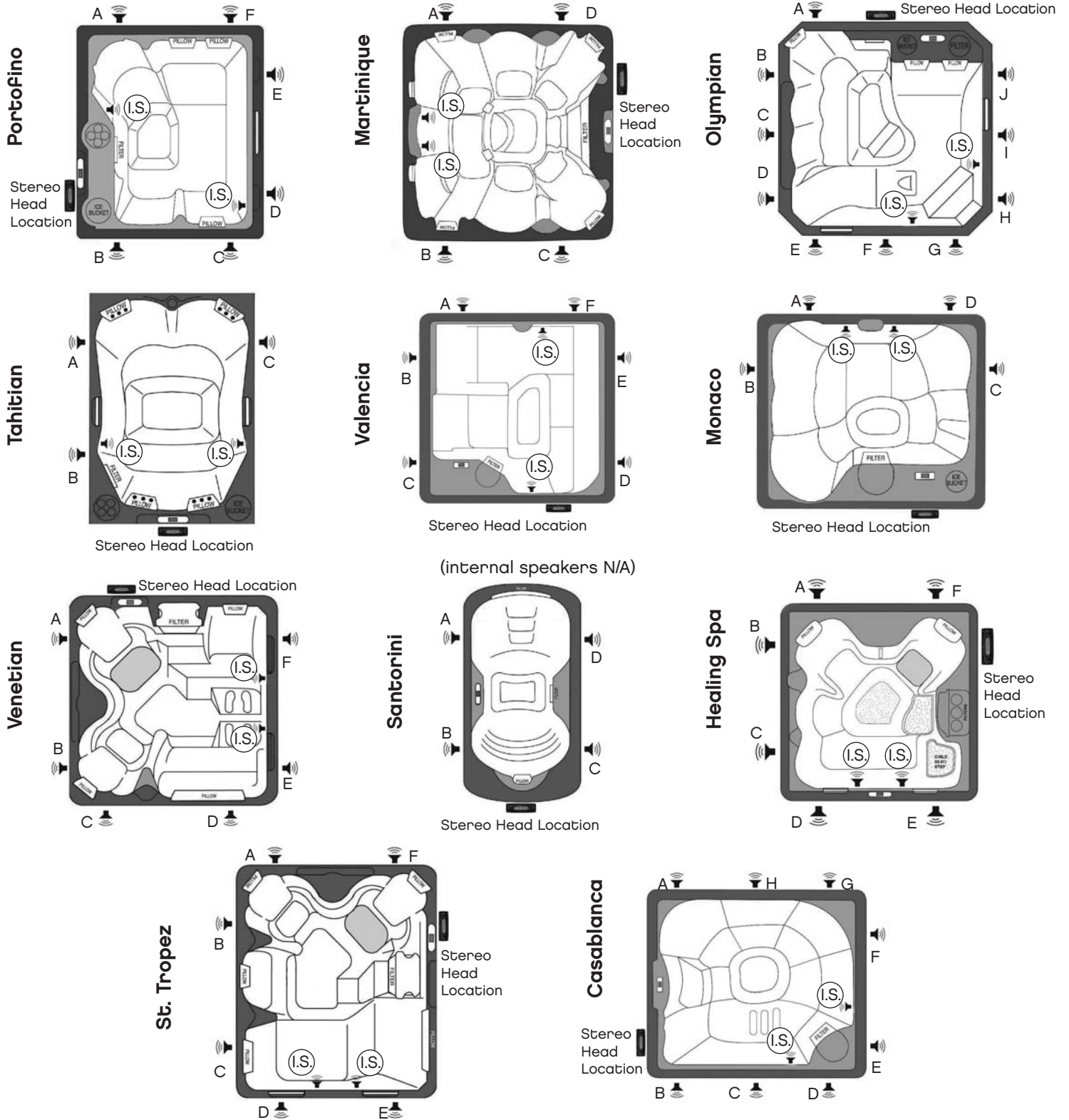


- 8" Fully enclosed
- 50 watts
- Waterproof. Polypropylene cone, Santoprene rubber surround
- Permanently mounted to spa Frame at Factory
- Option on 202i and 402c pkgs. only
- N/A on Santorini, Portofino and Tahitian Spas

Choose the speaker location for external speakers (2 per spa) on your new Designer Series Hot Tub.

1. Find your model from the diagrams below.
2. Circle 2 letters that correspond with the locations you want.
3. Fill in the letters, spa model, and sign in the spaces provided below.

Please note: Internal speaker locations (I.S.) are Fixed and may not be changed. Internal speakers are not available on the Gemini Spa. Stereo head location is Fixed and may not be changed. Refer to the chart to determine stereo package availability.



Locations of Speakers (2 per spa):

Designer Spa Model:

Customer Signature:



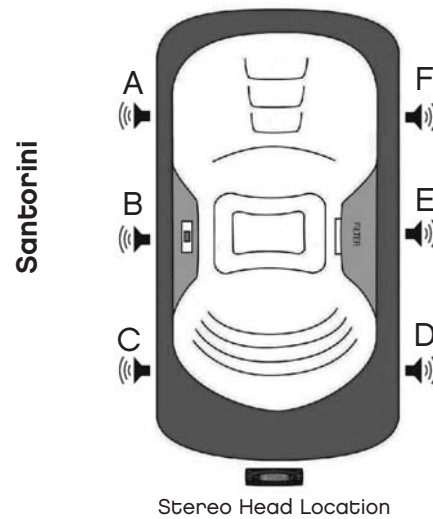
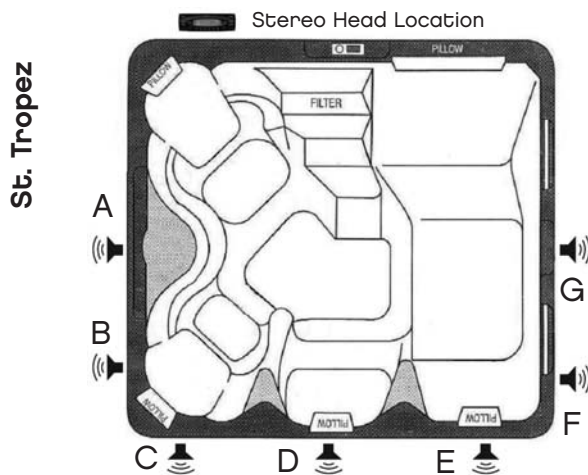
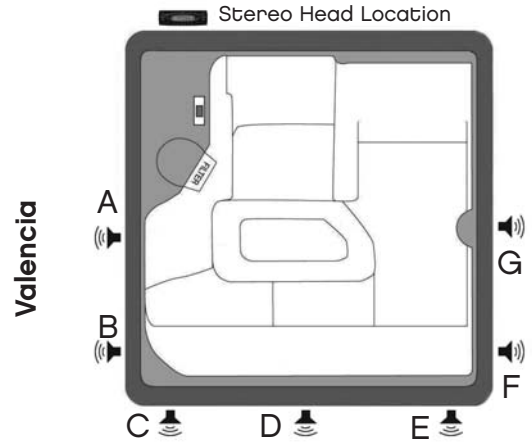
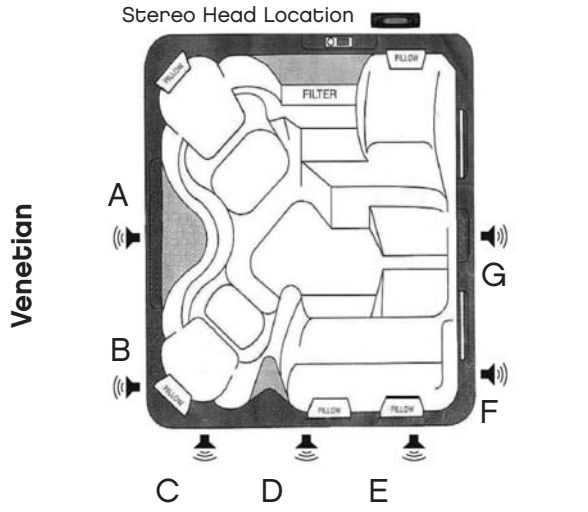
Custom Stereo Packages

Speaker Placement Diagrams – Genesis Series

Choose the speaker location for external speakers (2 per spa) on your new Designer Series Hot Tub.

1. Find your model from the diagrams below.
2. Circle 2 letters that correspond with the locations you want.
3. Fill in the letters, spa model, and sign in the spaces provided below.

Please note: Internal speakers are not available on the Gemini Spa. Stereo head location is Fixed and may not be changed. Refer to the chart to determine stereo package availability.



Locations of Speakers (2 per spa):

Genesis Spa Model:

Customer Signature: